

# The Creative Hand



Newsletter of the San Diego Society for Calligraphy

Summer 2023

## Point Loma Library Calligraphy Exhibit

Popular with artists, calligraphers and the public

Our 2023 Pt. Loma Library Exhibit opened in early April. We displayed our pieces, both framed and 3-D, in the Library's Community Room. The large space with its incoming natural light was a perfect place to show off members' works. We filled all four walls with 28 pieces of framed calligraphy. Very impressive. And the Library provided eight podiums with plex tops to display 3-D items, handmade books and an assortment of calligraphy supplies.



Above: Andrea Factor's handmade books



Above: Marsha Vanetsky's handmade book  
Below: Individual pages of her book



Janice Shigehara created a display of a family of Dirds, inspired by Suzie Beringer's class. The write-ups explain the origin of Dirds and the family dynamic of her hand-dyed Dirds.



Letter writing quotes and creatively calligraphed envelopes



Marjorie Grace –Sayers  
Magic Flute

A big thank you to the set-up team who arranged podiums and hung artwork. It takes many people to put the exhibit together:

- Kristi Darwick
- Andrea Factor, and her grandson Gabriel
- Yvonne Perez-Collins
- Janice Shigehara
- Wendy and Don Telford
- Wendy Watson-Diedrick

And thanks to Laurie Coe for some after-opening maintenance!



A variety of calligraphy supplies - from Wendy Telford's desk





Yvonne Perez-Collins  
Cadel



Andrea Factor  
Blessed

Wendy Watson-Diedrick  
Magnolia



Kristi Darwick - Postcard Medley







Marsha Vanetsky  
Another Year



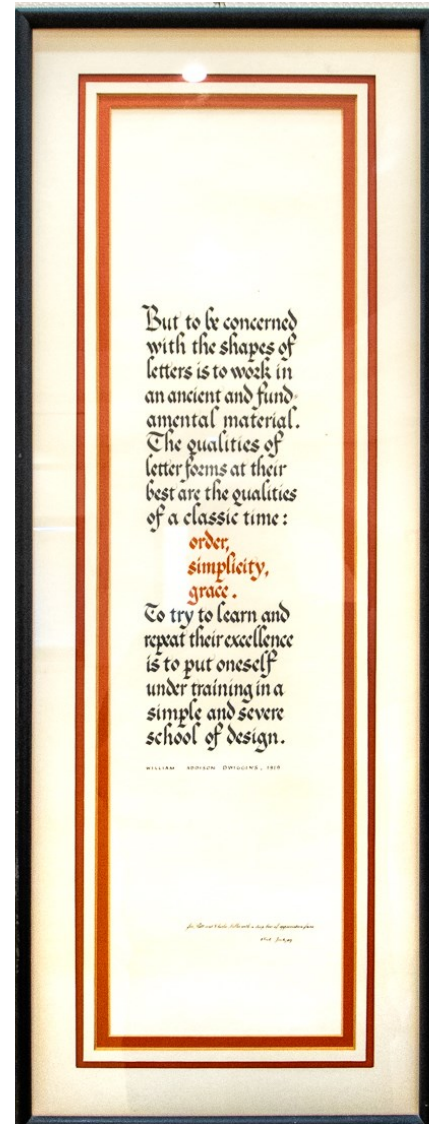
Kristi Darwick  
Imperfect Pear



Yvonne-Perez Collins  
Gratitude



Marsha Vanetsky  
Gardenia

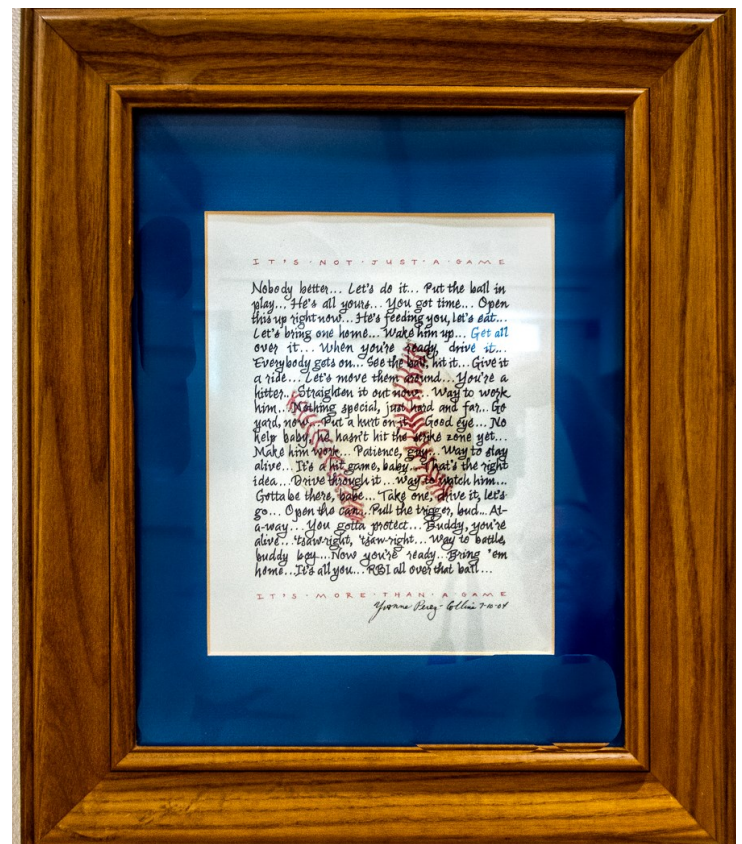


Calligrapher Dick Jackson  
Gifted to member Patt Miller





Wendy Telford - Lyric from Sting  
"How Fragile We Are"



Yvonne-Perez Collins  
Batter Up



Andrea Factor  
Happiness



Barbara Close  
Class certificate for Wendy Telford



## Our Exhibit Reception

The time flew by at San Diego SfC's in-person exhibit reception on June 3rd. We had initially reserved for later in the month, but a scheduling conflict arose at the Library and we were reassigned this date - a date we knew had conflicts and we were afraid that few would be able to join us. In a happy circumstance, the library requested us to share the room with another group making little terrariums. That brought more visitors to the room and our calligraphers, Claudia, Adrienne, and Elizabeth, enjoyed writing a steady stream of names on bookmarks for children as well as adults.

Wendy Telford, our exhibit organizer, along with Don, her very capable husband, set up a table of appealing refreshments from fresh fruit to bakery cookies, and other assorted snacks as well as beverages.

We were able to become reacquainted with several members, seeing them for the first time since before the pandemic started. And, we met members who were new since we last gathered in-person. Several especially enthusiastic visitors spent quite a bit of time with us. We were happy to talk to them about the various pieces on exhibit. One guest, Fabio, told me that he had seen images of some of the work before he attended, and he was very happy to see them up-close, in-person. Several others had questions about specific pieces and, we accompanied some through portions of the exhibit, explaining how the work was done and interesting tidbits about each entry.

Kristi Darwick

We had a wonderful celebration of the world of calligraphy at the Point Loma library. The librarians tell us the exhibit is very popular as an opportunity for the public to see the terrific exhibition of different styles of calligraphy, and the tools that are used to make this beautiful art form.

We are extremely grateful to Wendy Telford for her tireless dedication to this exhibit. So many things have to come together for this event, such as venue, gathering, and organizing the art, designing exhibits, setting up and taking down the displays. She puts in many hours, and we are so fortunate and the community is lucky that she is willing to do this! Thank you Wendy!

Laurie Coe



Wendy, Claudia and Adrienne prepare bookmarks for guests



Visitors view the display podiums




Visitors happily get their names calligraphed on bookmarks



Wendy chats with Fabio, who would like to resume his calligraphy classes



## Wall Displays at the Exhibit












One podium displayed glass pens and a sample of Copperplate capitals



Display of samples from past workshops. All about San Diego SFC and a listing of future workshops and activities



The library's Community Room, with it's natural light, plenty of wall space and podiums to display 3-D items made it a perfect place for our exhibit.



Special thanks to the dismantle crew of Yvonne, Janice, Kristi, Elizabeth, Andrea, Wendy and Andrea's grandson, Gabriel, who took the picture and helped as well. And to Don Telford who hefted the heavy plex tops off and on the podiums!



# FABLES AND FLOWERS WITH RISA GETTLER

Class began by reviewing and demonstrating some basic preparations including workspace and supply preparation, how to properly mount paper on a backing so there's no tearing upon removal, mixing gouache, as well as testing and shaping brushes. Tips, tricks and techniques continued throughout the day as we painted the Zoomorphic Elf - L.

It's a good idea to keep an "Art Diary" to track timing and to record the colors we used. Susan's Art Diary shows the detail highlights and many of the valuable tips that were given during the workshop.

Round and pointed synthetic brushes work best. The bristles need to be strong enough to pick up the heavy gouache and have a bounce for easy brush manipulation. I demonstrated how to shape the brush by rolling it on the back of my hand while slowly pulling it downward so the pigment moves to the tip, and to check that the moisture level is just right. Too wet and you wreck your work. This technique is particularly helpful prior to making detailed lines.

Lastly we applied Dr. Ph. Martin's Bleed Proof White for the highlights.

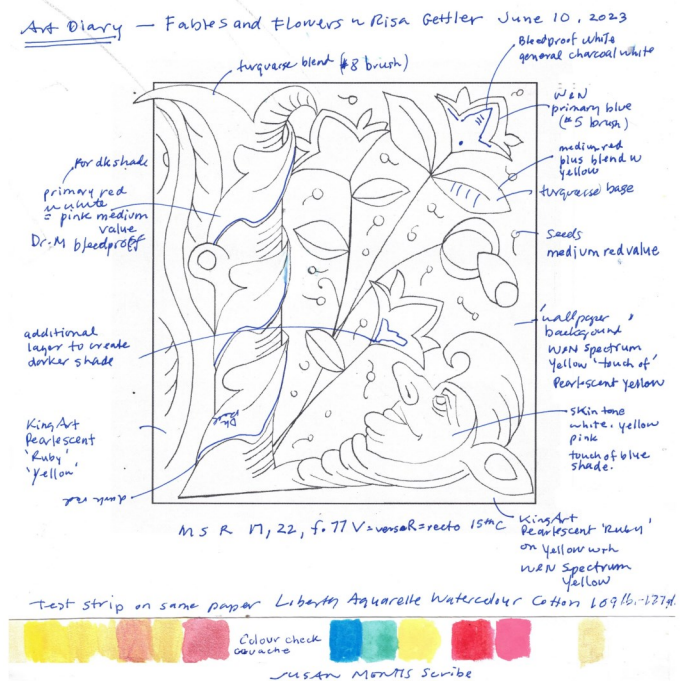


Margaret Burgess

Risa Gettler



Susan Mentis



Susan's Art Diary





Alessandra Kawakuba



Julie, Alessandra's daughter wanted to paint her own version of The Elf! Definitely a budding artist!



Wendy Telford appreciates the tips Risa gave in creating a nice skin tone. She mixes yellow, red, brown and a little white.



## UPCOMING EVENTS

### MORE FABLES AND FLOWERS WITH RISA GETTLER

August 12, 2023 10:00 am—4:30 pm (PDT)

Enjoy a 1-day Online class painting the letter N - perfect for that holiday message "Noel." An exemplar will be provided and Risa will guide us in applying gouache step by step, along with design alternatives.

[Click here](#) for more information.



### BEN-SHAHN-ISH WITH BETH LEE

August 15, 22 and 29, 2023 6:30 - 8:30 pm (PDT)

We will explore the lettering style of American artist, Ben Shahn, whose quirky letters he used in holiday cards and religious texts. Work will begin with a broad-edged pen and then transition to pencil and pointed brush.



[Click here](#) for more information.


### ROMAN STUDY GROUP

Friday, September 1 Zoom 6:30 - 8:00 PST

(Member Led)

**No charge for these On-Line Study Group Sessions.**

After taking a break during the summer, we'll review the basics of Roman structure and spacing. We'll touch on the topics we plan to cover for the rest of the year. (Survey will be conducted to choose those.)



[Click here](#) for more information.

### LET'S MAKE FINISHED PIECES- Study Group

September 15, 2023 6:30 - 8:00pm (PDT) MEMBERS ONLY

We want to encourage and motivate our members to create finished pieces. We'll learn about design principals and how we might apply them. Study Group sessions are usually led by members, sharing what they have learned—we're all learning together! From time to time we will have guest presenters.



### CAPTIVATING COLOR: CHOOSING, MIXING, AND USING WATERCOLOR FOR CALLIGRAPHY

**Presenter: Carol Measures Scott**

Monday evenings, Oct 2, 9, 16, 23, 30, Nov 6, 6-8pm (PDT)  
MEMBERS ONLY

This 6 week class explores color choices for a lettering project to complete in class. Color theory basics will be covered as well as how to create a simple watercolor background and then write with gouache with harmonizing colors. Click on the link below for more details on dates. Registration is available in two separate sets of sessions or the combined 6 sessions for those who prefer all sessions. [Click here](#) for more information.



**MORE EVENTS IN THE WORKS!**



## Letter from San Diego SfC's President

We gathered in-person at the reception for our San Diego exhibit, *Line Shape Form*. We enjoyed seeing members and visitors who dropped in. Claudia Strenger, Adrienne Abbott, and Elizabeth Kenney wrote names on bookmarks for library patrons. We enjoyed giving interested visitors a tour and answering their questions about the pieces on display. Some had seen the publicity and told us they were excited to see the physical pieces.

A big thank-you to all who voted for San Diego SfC's Board of Directors. We did have some people express interest in open positions, but unfortunately, since the votes were anonymous, we don't know who they were! We'll be following up.

After the ballot went out, Nandita (Anantharaman) consented to join our board as Board Member at Large. Thank you, Dr. Nan - we look forward to having input from afar!

We've had some wonderful workshops this calendar year and more are planned for this coming membership year. Please check the schedule at [societyforcalligraphy.org/calendar](https://societyforcalligraphy.org/calendar). All our chapter's workshops are posted, although we need to add more information to some of them before formally announcing.

Have a great summer, all!

Kristi Darwick

### Election Results - for July 2023—June 2024 year:

President - Kristi Darwick  
Treasurer - Carol Weston  
Secretary - Laurie Coe  
Exhibits - Wendy Telford

And we don't want to forget our supporting volunteers:

Social Media - Marissa Bowman-Gray and Nelly Hashemian  
Birthday Cards - Kathleen Prosi-Urbano  
Additional Greeting Cards - Marsha Vanetsky

And thanks to all who participated in the **Birthday Card Contest**.

Our winner this year is **Susan Mentis**!

### Your Board of Directors

Kristi Darwick, President  
Carol Weston, Treasurer  
Laurie Coe, Secretary  
Wendy Telford, Exhibits  
Nandita Anantharaman, Member at Large



Follow us on Instagram @sdsocietyforcalligraphy  
[www.societyforcalligraphy.org](https://www.societyforcalligraphy.org)